



HOT TUB BELLAGIO

USER MANUAL

AQUASPA
FROM ORDINARY TO EXTRAORDINARY

HOT TUB BELLAGIO

TABLE OF CONTENTS

• Introduction	3
• General Information	4
• Safety Instructions	5
• Features & Technical Specifications	6
• Components	7
• AQUASMART System (Optional)	8
• Ozone and UV Sanitization (Optional)	9
• Audio System (Optional)	10
• Directional Jets and Lumbar Mini Jets	11
• Magnetotherapy (Optional)	12
• Chromotherapy (Optional)	13
• Diverter Valves	14
• Decorative Water Fountains	15
• Suction Intake	16
• Reflexology	17
• Thermal Cover	18
• Filling and Water Level	19
• Acrylic and Cabinet Colors	20
• Service and Technical Support	21
• Dimensions & Capacity	22
• Pre-Installation Inspection	25
• Electrical Safety Installation	26
• Electrical Power Supply & Installation	27
• Metal Frame Structure	28
• Factory Notes	29
• Water Chemistry Control	30
• Contact Information	31



HOT TUB BELLAGIO

INTRODUCTION

CONGRATULATIONS!

You have acquired a high-quality **Aquaspa Hot Tub**. Prepare to experience the comfort, wellness, and advanced hydrotherapy that your spa has been engineered to deliver.

This user manual contains all necessary information for:

- Correct operation
- Safe installation
- Proper maintenance

Please read this manual carefully **before unpacking, installing, or operating the unit**. Following all instructions step-by-step is essential. **AQUASPA assumes no responsibility for damages or malfunctions caused by improper installation, unauthorized modifications, or incorrect handling.**



IMPORTANT:

During transportation or unpacking, handle the spa carefully. The equipment contains delicate systems and components that require protection from impacts, mishandling, or improper lifting.

HOT TUB BELLAGIO

GENERAL INFORMATION

GENERAL INFORMATION

The **AQUASPA Spa** has been designed to provide an outstanding hydrotherapy experience, relaxation, and well-being. Whether installed at home, in a hotel, resort, spa center, or fitness club, this system offers:

- **Cutting-edge design**
- **Superior functionality**
- **Exceptional performance**
- **Durable construction**
- **Enhanced user wellness**

At **AQUASPA**, we continually innovate and optimize every manufacturing process to deliver **high-performance, energy-efficient, and reliable hydrotherapy systems** that support both physical and emotional well-being.

THE DIFFERENCE IS IN THE PERFORMANCE

“I have
SIMPLE tastes...
I’m satisfied
with the **BEST**”



HOT TUB BELLAGIO

SAFETY INSTRUCTIONS

SAFETY INSTRUCTIONS

Before operating your hot tub, carefully read and follow all safety instructions included in this manual.

- **Maximum water temperature must not exceed 40°C (104°F)** due to the acrylic material properties.
- For outdoor installations, the spa must be protected under a **canopy or weatherproof structure** to avoid direct sun exposure.
- Installation must comply strictly with all technical specifications described in this manual.
- **Improper installation may result in serious personal injury, equipment damage, or property damage.**
- **Children must not operate the spa without continuous adult supervision.**

- Individuals with medical conditions (**cardiovascular disease, hypertension, pregnancy, or other health conditions**) must consult a physician before using the spa.
- Use the hot tub only for its intended purpose. **Do not install unauthorized or aftermarket accessories.**



CAUTION: Keep hair, body parts, and foreign objects away from suction intakes. Wearing a **bathing cap** is strongly recommended for additional safety during operation.



WARNING: The use of **non-approved chemicals, excessive chemical concentrations, or improper cleaning agents** may cause permanent damage to the equipment and void the product warranty.

HOT TUB BELLAGIO

FEATURES & TECHNICAL SPECIFICATIONS

SPECIFICATIONS

CONSTRUCTION AND MATERIALS

- 4-layer fiberglass-reinforced acrylic shell
- Polyurethane thermal insulation
- Teak wood cabinet
- Teak or synthetic wood steps
- Dura Therm thermal cover

HYDRAULIC SYSTEM & PUMPS

- 3 x 4 HP two-speed pumps (220V)
- Heater: 5500W (220V)
- 4 suction intakes
- Double skimmer filtration system

HYDROTHERAPY JETS

- 9 directional jets (5")
- 12 directional jets (3")
- 65 lumbar mini jets
- Reflexology system

OPTIONAL FEATURES

(Available at additional cost)

- Synthetic wood cabinet
- Integrated Bluetooth audio system
- Ozone and UV sanitization system
- Magnetotherapy system
- AQUASMART smartphone control system
- Reinforced metal frame structure
- Stainless steel safety handrail

CONTROLS AND FUNCTIONALITY

- Electronic control panel
- 3 diverter valves (2")
- Integrated temperature sensor

LIGHTING & WELLNESS FEATURES

- Interior LED lighting
- Chromotherapy system (multi-color LED)
- 3 synthetic leather headrests

DECORATIVE WATER FEATURES

- 3 decorative water fountains
- 1 waterfall control valve

ADDITIONAL FEATURES

- Dura Therm thermal cover
- Synthetic leather headrests
- Teak or synthetic wood steps

7 Adults +2 Children

2,200 L. / 581.17 gal.



Spa Depth:

0.88 m. / 34.64 in.

Dry Weight:

700 Kg. / 1,543.24 lb.

Total Height:

1.08 m. / 42.51 in.

Total Filled Weight:

3,540 Kg. / 7,804.36 lb.

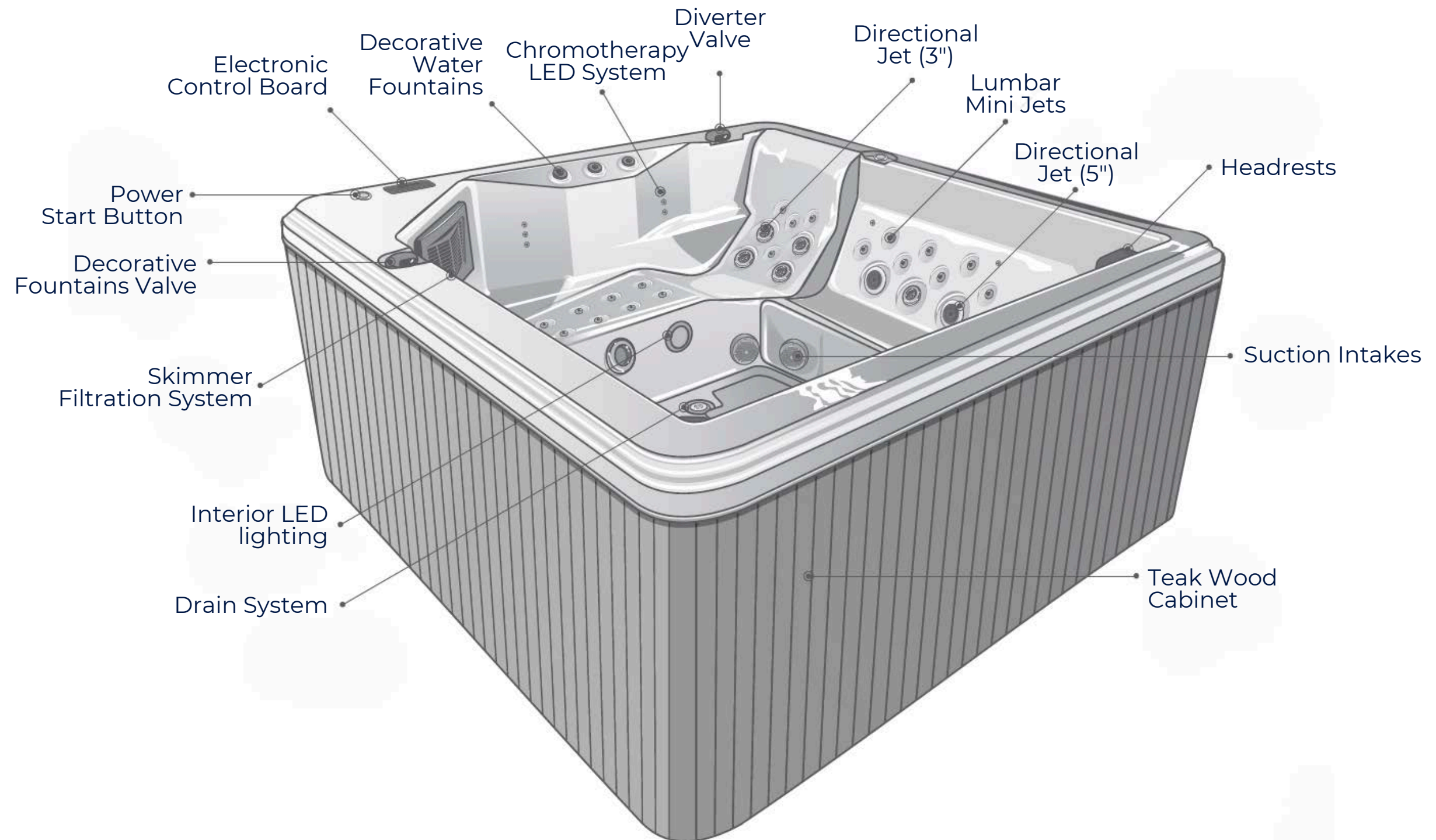


5 Available
Light Colors



HOT TUB BELLAGIO

COMPONENTS



HOT TUB BELLAGIO

AQUASMART SYSTEM (Optional)

TOTAL CONTROL FROM YOUR SMARTPHONE

The optional **AQUASMART system** allows you to remotely control all spa functions directly from your smartphone or tablet:

KEY FEATURES:

- Adjust water temperature in real-time.
- Turn jets, lighting, and fountains on/off.
- Activate energy-saving mode.
- Receive automatic maintenance alerts.
- Program filtration and operation schedules.
- Monitor spa system remotely from anywhere.

SETUP PROCESS:

- **Download the free app.**

Search for “Gecko” or “in.touch 2” in App Store or Google Play.



- **Connect to your home Wi-Fi.**(the spa and device must be on the same network during initial setup).
- **Create your user account** and follow the app instructions to pair your spa.

Note: The AQUASMART system is only available for models equipped with this option.

HOT TUB BELLAGIO

OZONE AND UV SANITIZATION (Optional)

SANITIZATION

The optional ozone and ultraviolet (UV) sanitization system reduces the need for harsh chemicals, minimizing skin and eye irritation.

OZONE SYSTEM

- Ozone is a powerful natural oxidizer that eliminates bacteria and microorganisms.
- The ozone molecule has a short lifespan; **conventional sanitizers should still be used, but in lower quantities and frequency.**

UV SANITIZATION

- UV disinfection is a non-chemical process using **high-intensity ultraviolet light** to deactivate bacteria, algae, and viruses by disrupting their DNA/RNA.



The ozone and UV system operates **continuously while the spa's circulation pump is running.**

HOT TUB BELLAGIO

AUDIO SYSTEM (Optional)

AUDIO SYSTEM


The integrated audio system enhances your relaxation sessions with high-fidelity sound.

SYSTEM FEATURES:

- Bluetooth connectivity
- Auxiliary input ports
- Full Compatible with mobile devices

INCLUDED COMPONENTS:

- Stereo receiver
- 4 cabinet-mounted speakers
- Subwoofer
- Amplifier



Note: The design, configuration, or brand of audio components may vary depending on availability.




HOT TUB BELLAGIO

JETS

DIRECTIONAL JETS (5" AND 3")


The certified **AQUASPA directional jets** allow personalized massage adjustments for each body zone.

- Each jet is manually adjustable for precise flow direction.
- Rotating jets provide a **focused, pulsating massage** ideal for the back and shoulders.



LUMBAR MINI JETS

- Strategically positioned at the lower backrest.
- Deliver localized massage for **lumbar relief and deep muscle relaxation**.



HOT TUB BELLAGIO

MAGNETOTHERAPY (Optional)

MAGNETOTHERAPY

Magnetotherapy utilizes **low-frequency magnetic fields** to support relief of:


- Chronic pain
- Inflammation
- Muscular discomfort

BENEFITS:

- Improves blood circulation
- Aids toxin elimination
- Reduces inflammation-related pain from the first session

IMPORTANT:

Magnetotherapy serves as **complementary therapy** and does not replace medical treatments. It is non-invasive and free of side effects.



Magnetotherapy

HOT TUB BELLAGIO

CHROMOTHERAPY (Optional)

CHROMOTHERAPY

The LED-based chromotherapy system uses light color frequencies to promote **physical and emotional wellness**.


- Each color frequency generates different sensations of **relaxation, balance, or energy**.

SYSTEM FEATURES:

- Activated directly from the control panel
- Complements hydrotherapy for a full sensory experience



5 Available LED
Light Colors



HOT TUB BELLAGIO

DIVERTER VALVE

DIVERTER VALVE

The diverter valves control water flow distribution from the pumps to specific hydrotherapy zones, allowing the user to optimize the massage experience.

- Each valve may direct water to a single area or distribute flow across multiple zones depending on its selected position.




IMPORTANT OPERATING NOTE:

Always ensure the pumps are running at low speed before adjusting the diverter valves. Turn the valve slowly to avoid pressure surges.

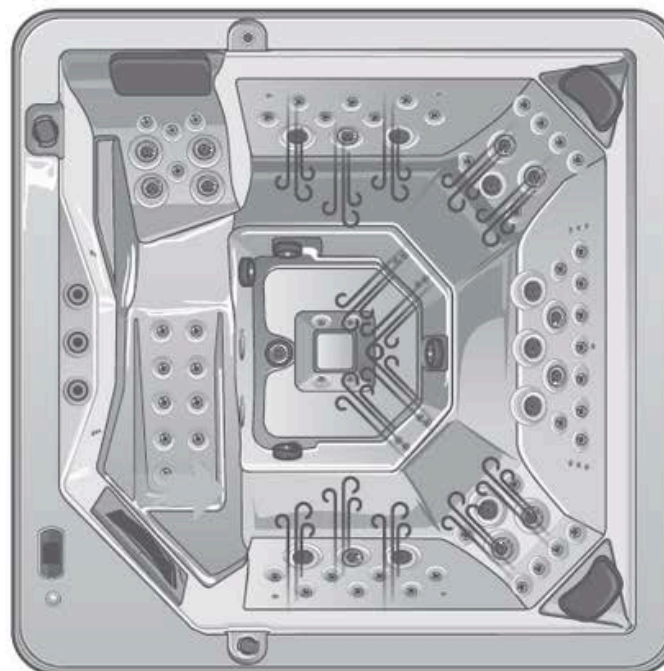
Position 1:
Directs full flow to
one zone.

Centered Mode:
Splits flow between
multiple zones.


Position 2:
Directs full flow
to another zone.



Position 1



Centered Mode



Position 2

HOT TUB BELLAGIO

DECORATIVE WATER FOUNTAINS

DECORATIVE FOUNTAINS

The integrated decorative fountains enhance the overall spa experience by adding a **soothing visual and acoustic effect**.

- The water streams produce a calming flow that encourages natural relaxation through both sound and movement.
- Fountain flow is activated and adjusted using the dedicated control valve.



HOT TUB BELLAGIO

SUCTION INTAKE

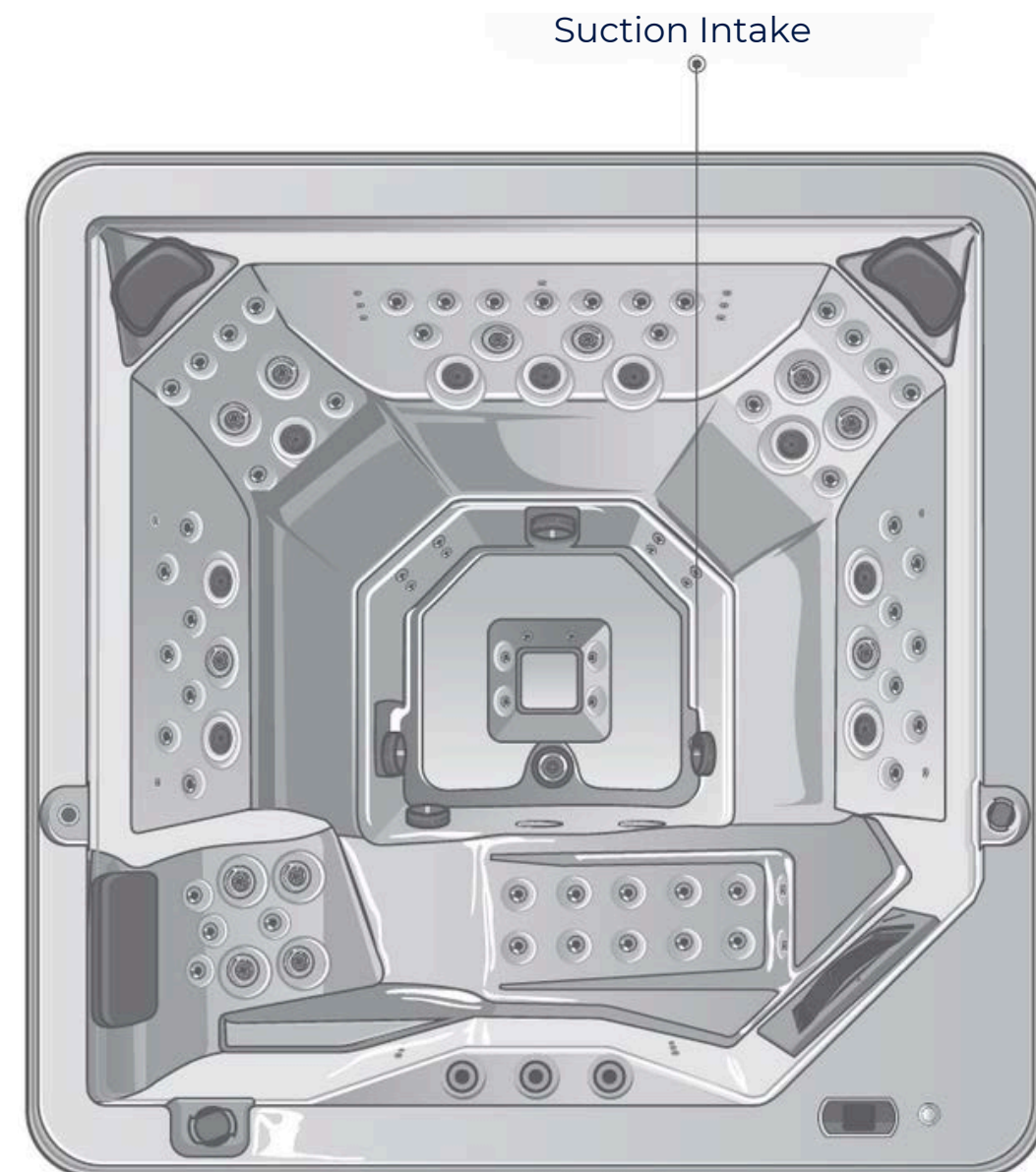
SUCTION INTAKE

The suction intake draws water from the spa basin into the hydraulic system for recirculation during operation.

SAFETY WARNING:



- Do not block the suction intake during spa operation.
- Keep body parts, hair, and objects clear of suction openings at all times.
- Wearing a **bathing cap** is strongly recommended to minimize suction-related hazards.




REFLEXOLOGY

Certain models of the AQUASPA Hot Tub are equipped with **reflexology zones**, designed to stimulate key pressure points on the soles of the feet.

- Reflexology targets specific areas believed to correspond to organs and systems within the body.
- Stimulating these zones may help promote **overall balance, tension relief, and deeper relaxation.**

IMPORTANT:

Reflexology serves as a complementary therapy and is not a substitute for medical treatment.



HOT TUB BELLAGIO

THERMAL COVER

THERMAL COVER

The thermal cover helps retain water temperature and protect internal components when the spa is not in use.

FEATURES:

- Manufactured from durable synthetic material for easy handling and cleaning.
- Helps minimize heat loss, evaporation, and contamination from external elements.

USAGE GUIDELINES:

- Clean regularly using a soft, damp cloth.
- Avoid direct exposure to sun, rain, or excessive weight.
- The cover is designed for insulation only and **should not serve as a support surface.**

WARNING:



- Do not place heavy objects or sit/stand on the cover.
- For outdoor installations, it is mandatory to protect the spa entirely with a canopy or shelter to extend the lifespan of all components.



HOT TUB BELLAGIO

FILLING AND WATER LEVEL

FILLING AND WATER LEVEL

Before operating the spa, ensure it is filled completely to the recommended water level.

FILLING INSTRUCTIONS:

- Connect a garden hose to the water supply and insert it into the spa basin.
- Verify that the drain valve is fully closed before filling.
- Fill the spa until **all jets are fully submerged** before starting the system.

CRITICAL WARNINGS:



- **Never operate the pumps without water.** Dry operation will cause immediate damage and void the product warranty.
- **Water temperature must not exceed 40°C (104°F)** to prevent acrylic deformation.

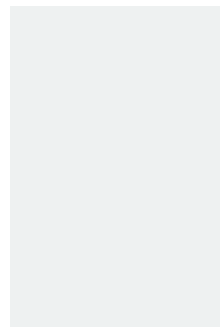
The water must fully cover all jets prior to activating the pumps.




HOT TUB BELLAGIO

ACRYLIC AND CABINET COLORS

AVAILABLE ACRYLIC COLORS:



White



Beige
Pearlescent
(LS8001)



Granite
Sierra
(GR7114)

AVAILABLE CABINET FINISHES:



Teak
Wood




Synthetic
Dark Brown



Synthetic
Light Brown

Note: Colors may vary slightly depending on the production batch.
For current availability, please consult your authorized distributor.



HOT TUB BELLAGIO

SERVICE & TECHNICAL SUPPORT

SERVICE & TECHNICAL SUPPORT

For any technical inquiries or service requests, contact the official AQUASPA Technical Support Department.

IMPORTANT:

- AQUASPA assumes no responsibility for damages resulting from unauthorized repairs or use of non-genuine parts.
- The electrical and control systems must not be accessed or modified by the user.
- There are no user-serviceable internal components.
- All electrical work must be performed by a qualified electrician, strictly following this manual.

Grounding must always be performed using an approved copperweld grounding rod as specified in current regulations.

AQUASPA

FROM ORDINARY TO EXTRAORDINARY

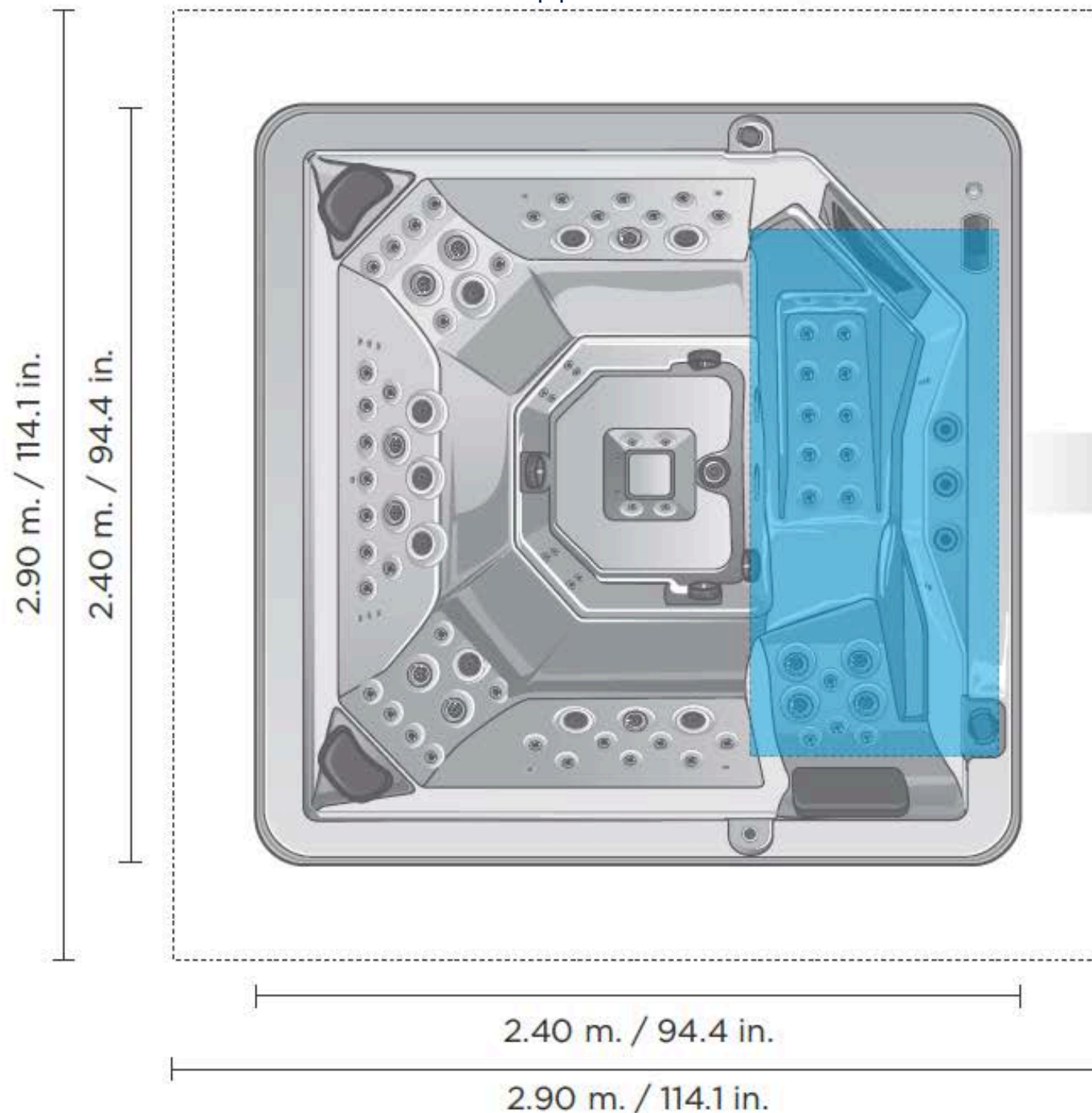
CONTACT INFORMATION:

Aquaspa Siglo 21, S.A. de C.V.
Aljibe No. 45, Santa Úrsula Xitla,
Mexico City, 14420
Phone: (+52) 55 5655 6624
Email: tinas@aquaspa.com.mx
Website: www.aquaspa.com.mx

HOT TUB BELLAGIO

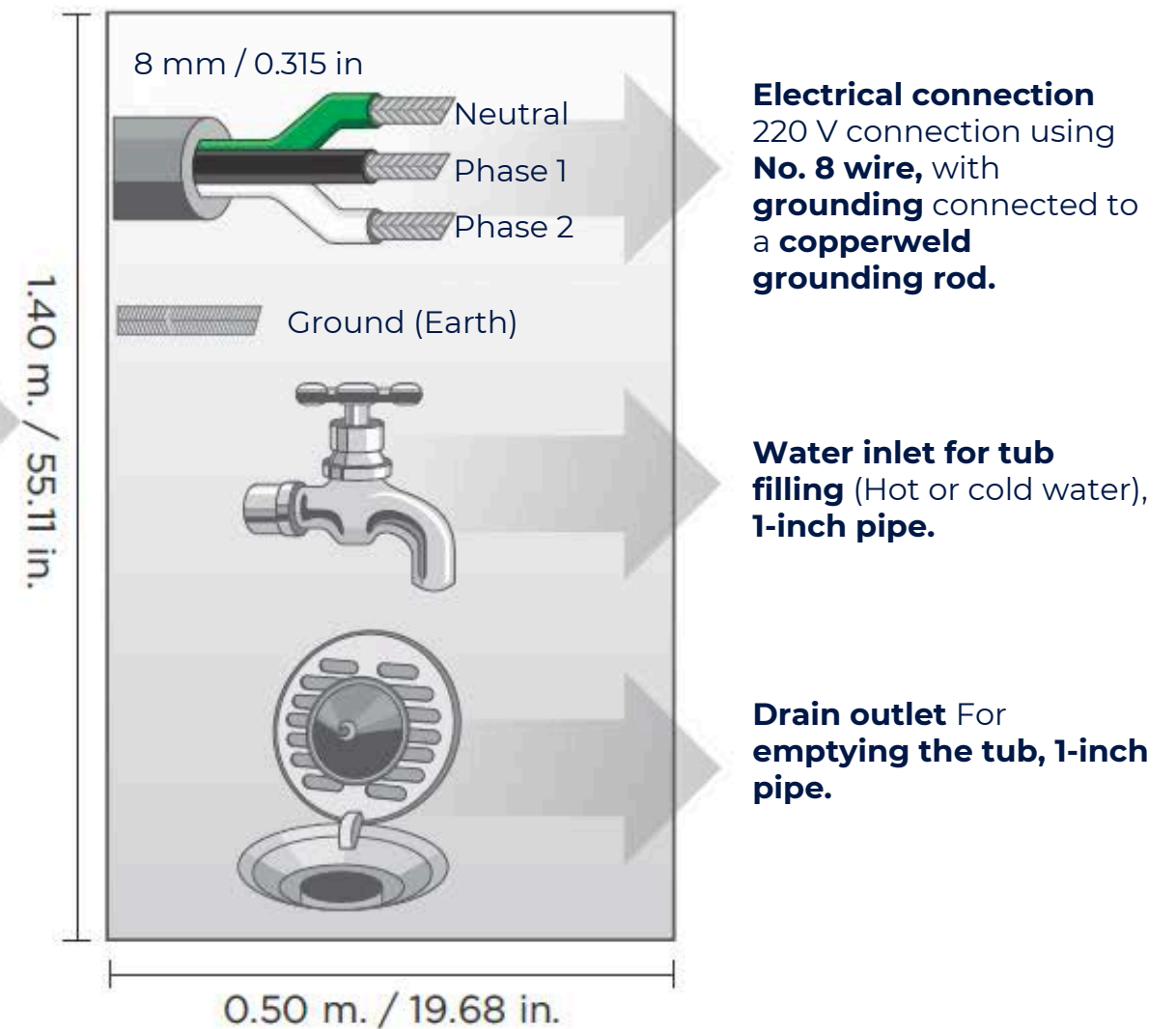
DIMENSIONS & CAPACITY

Rigid concrete slab
to support the hot tub



Right Side – Installation Requirements

The following three elements must be available and within reach of the equipment area for proper hot tub operation:

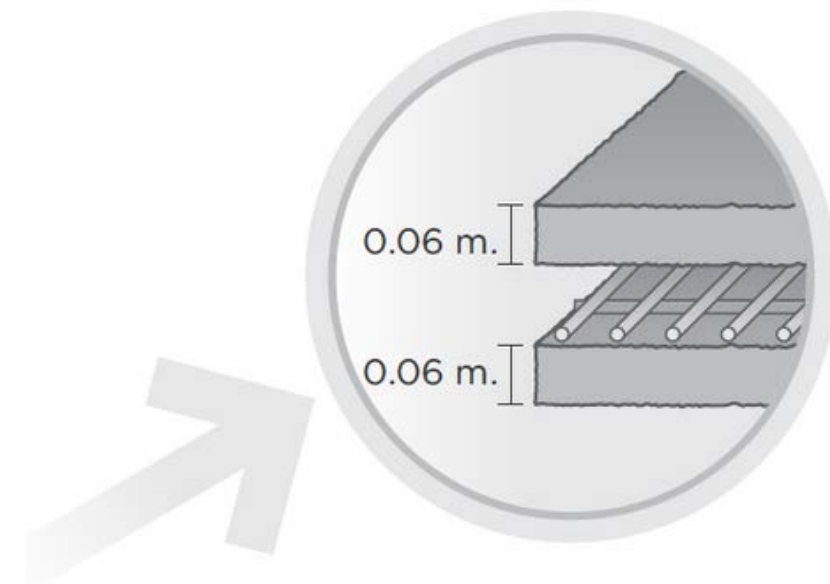
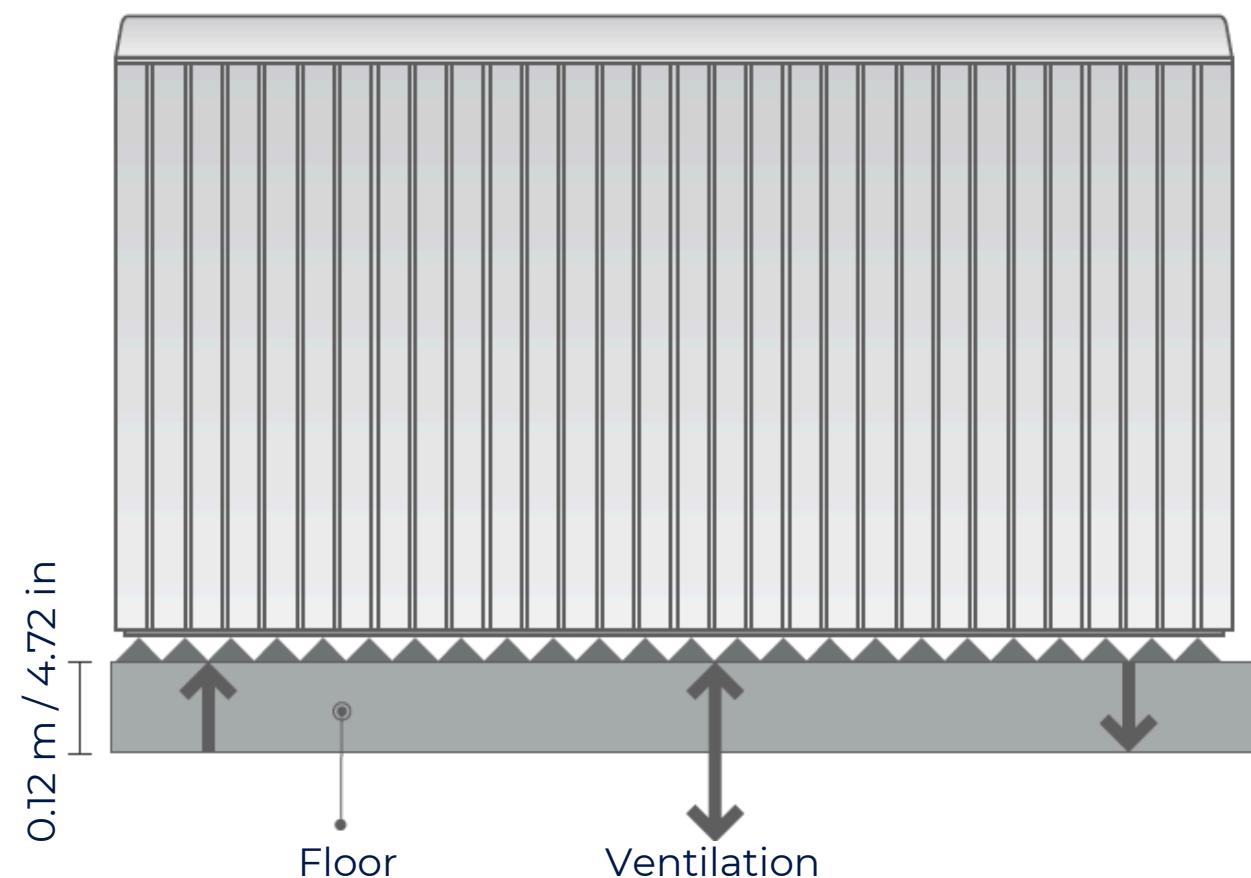


HOT TUB BELLAGIO

DIMENSIONS & CAPACITY

CONCRETE SLAB RECOMMENDATION

Before installation, it is essential to ensure the hot tub will be supported by a **stable and level base** that can handle the total weight when filled with water and in use.



The recommended base consists of a **reinforced concrete slab**, made by pouring **two overlapping layers**, each with a **thickness of 0.06 m (2.36 in.)**, reinforced internally with metal mesh.

Ensure that the ground is **level, compacted, and free of moisture or slopes** to prevent **warping, water infiltration, or equipment displacement over time**.

HOT TUB BELLAGIO

DIMENSIONS & CAPACITY


DIMENSIONS & CAPACITY

EXTERNAL DIMENSIONS:

- **Width:** 2.40 m / 94.48 in
- **Length:** 2.40 m / 94.48 in
- **Depth:** 0.88 m / 34.64 in
- **Total Height:** 1.08 m / 42.51 in

CAPACITY:

- **Water Capacity:** approximately 2,200 Liters / 581.17 Gallons
- **Dry Weight (empty tub):** 700 kg / 1,543.24 lb
- **Total Filled Weight (including water and users):** Approx. 3,540 kg / 7,804.36 lb



HOT TUB BELLAGIO

PRE-INSTALLATION INSPECTION

PRE-INSTALLATION INSPECTION

Before proceeding with the installation, perform a full inspection to ensure the equipment is fully operational and damage-free.

INSPECTION STEPS:

- Position the unit at its intended location, ensuring that the surface is **level, stable, and moisture-free**.
- Carefully unpack the spa in a clean, protected area.
- Visually verify all hydraulic and pneumatic connections, jets, suction fittings, air valves, and power controls.
- Fill the unit completely, activate the system, and verify:
 - Pump function
 - Jet function
 - Chromotherapy lighting
- Inspect all hose connections for any sign of leakage.

IMPORTANT:

- If any issue is detected, **do not continue with installation**. Immediately contact your distributor and provide:
 - **Purchase invoice**
 - **Model reference**
 - **Order number**

Aquaspa Siglo 21, S.A. de C.V. is not responsible for damages resulting from improper installation or handling.

HOT TUB BELLAGIO

ELECTRICAL SAFETY INSTALLATION

ELECTRICAL SAFETY INSTALLATION

The spa's electrical connection must fully comply with NOM-001-SEDE-2012 and all applicable regulations.

CONNECTION REQUIREMENTS:

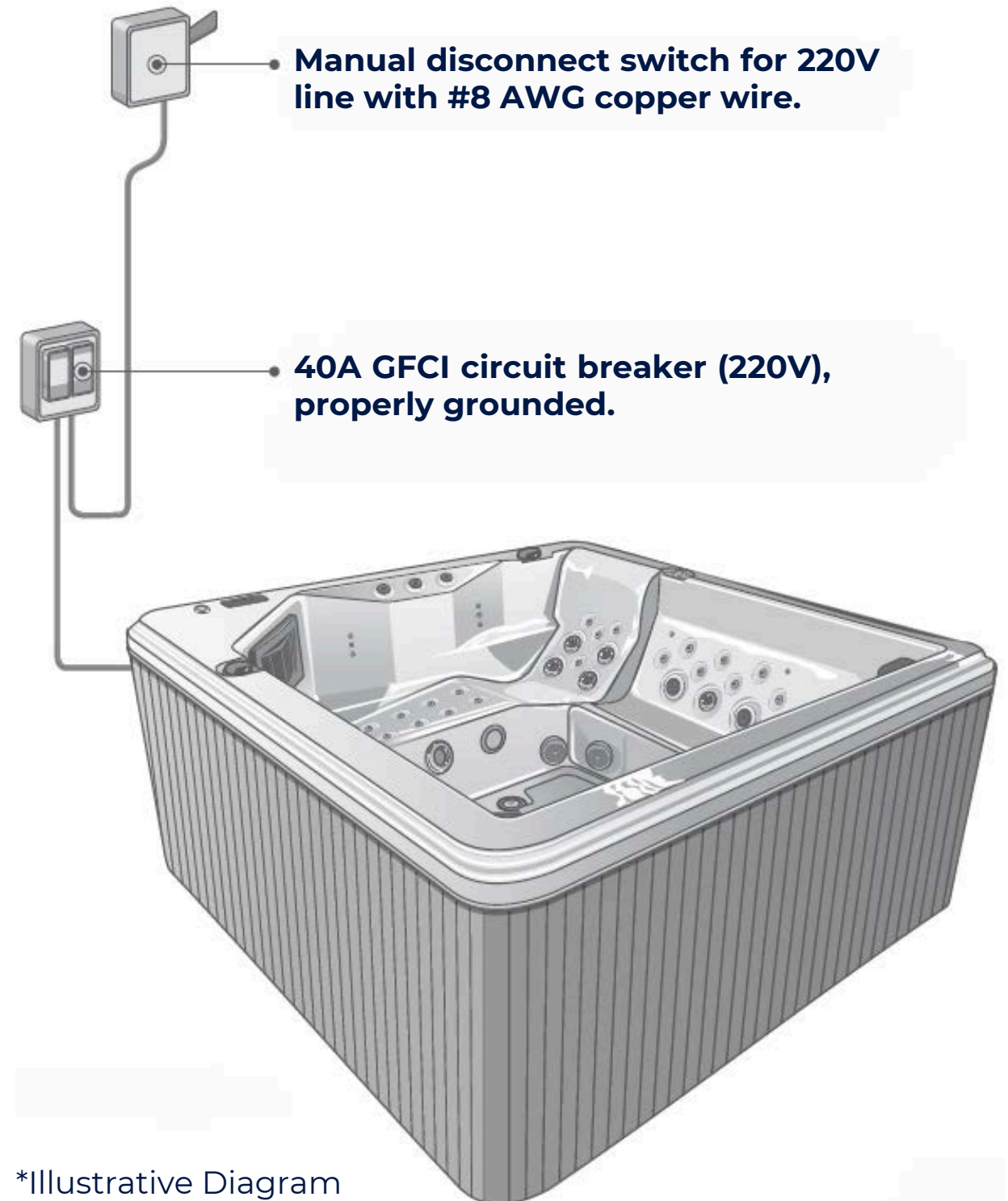
- **Permanent, fixed installation directly wired to the power source.**
- Use **#8 AWG copper wire** with suitable exterior-rated insulation.
- Physical grounding connected to a **copperweld grounding rod**.
- Protection against moisture, splashes, and infiltration.



MANDATORY ELECTRICAL PROTECTION:

- Install a **40-amp GFCI circuit breaker (220V)** located in a safe, accessible location.
- Electrical protection must immediately disconnect power in case of malfunction to ensure user safety.

All electrical work must be performed by a licensed electrician. Improper connections will void the equipment warranty.



HOT TUB BELLAGIO

ELECTRICAL POWER SUPPLY & INSTALLATION


ELECTRICAL POWER SUPPLY & INSTALLATION

The electrical system must be installed by a **licensed electrician**, following the applicable standards set by the **Dirección General de Normas (DGN), NOM-001-SEDE-2012, and NEC** (National Electrical Code, USA).



CRITICAL NOTES:

- **Do not connect the spa to power until it is fully filled with water.** Running the system dry may cause irreversible damage and void the warranty.
- A **dedicated power line** should be connected directly to the electric meter:
 - #8 AWG copper conductors
 - Proper grounding using copperweld grounding rod
- The disconnect switch should be installed in a **protected, accessible location** near the spa, preferably inside a technical room or service area.



HOT TUB BELLAGIO

METAL FRAME STRUCTURE (Optional)

METAL FRAME STRUCTURE

Some models include an internal metal frame for additional structural reinforcement, especially in built-in or elevated installations.

TECHNICAL SPECIFICATIONS:

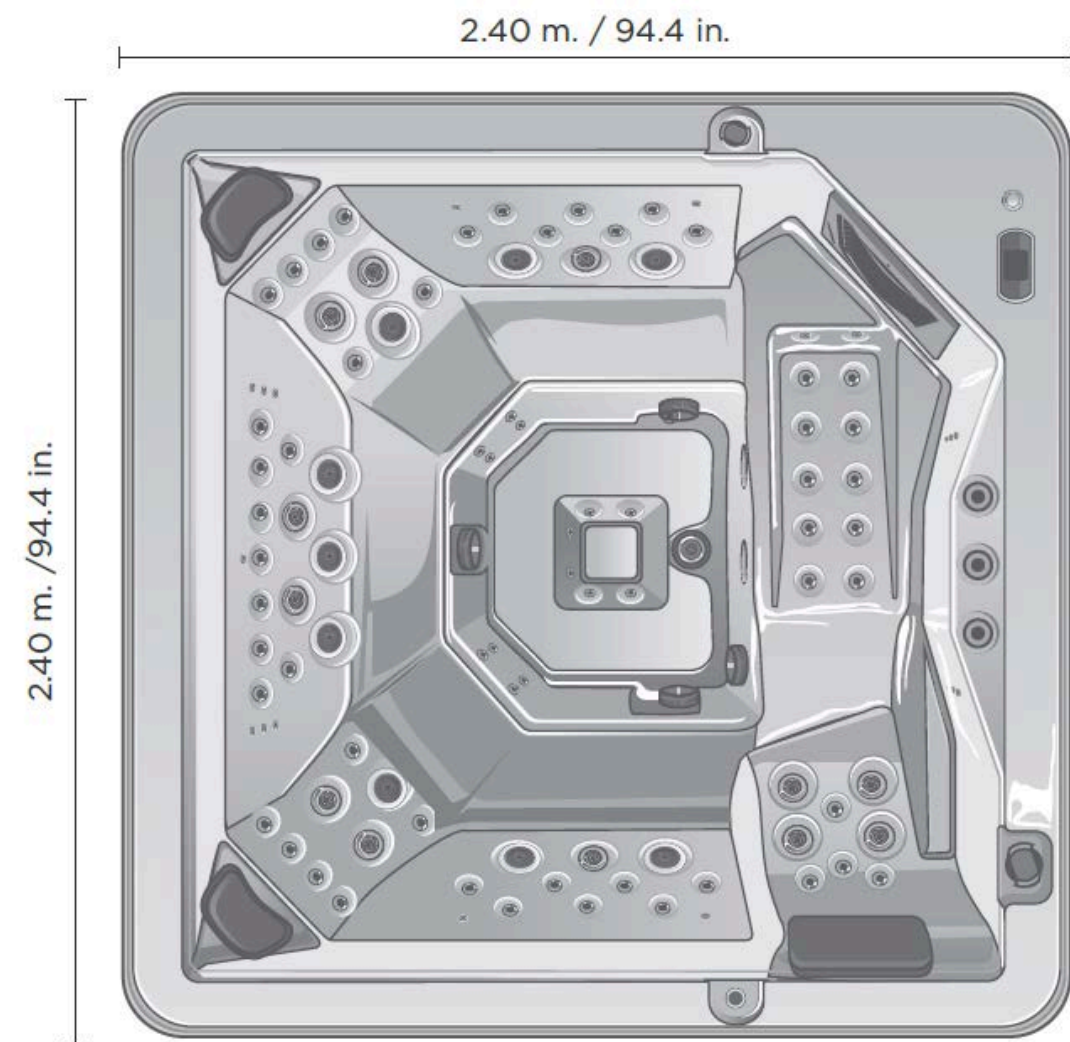
- Constructed with 1 1/4" x 1/8" reinforced steel angle
- Custom-designed to fit the spa perimeter
- Pre-assembled and installed at the factory
- Includes an access compartment for technical service

BUILT-IN INSTALLATION GUIDELINES:

- Construct a pit-style cavity with lateral access for equipment maintenance.
- Ensure full electrical isolation from hydraulic components.

METAL FRAME MAINTENANCE:

- Sand with 180-grit wet/dry sandpaper.
- Apply industrial black lacquer paint as needed.



HOT TUB BELLAGIO

FACTORY NOTES

FACTORY NOTES

AQUASPA reserves the right to apply technical or aesthetic improvements without prior notice to optimize system performance.

ADDITIONAL CONSIDERATIONS:

- Images in this manual are for illustrative purposes and may differ in color, texture, or finish depending on customization or production lot.
- For safety and equipment protection, always disconnect power when:
 - Performing any maintenance
 - Water level drops below minimum
 - The spa remains unused for extended periods

NORMAL OPERATING WATER TEMPERATURE RANGE:

- **35°C to 45°C (95°F to 113°F)** depending on ambient conditions and electrical configuration.



HOT TUB BELLAGIO

WATER CHEMISTRY CONTROL

PH AND CHLORINE LEVEL MONITORING

To preserve the **quality and durability** of your bathtub or spa, it is essential to **maintain water conditions** within the **recommended chemical parameters**:


- The **pH level of the water shall not exceed 7.8**
- The **chlorine concentration shall not exceed 1.5 ppm**

The use of **elevated chlorine levels or out-of-range pH** may result in:

- **Deterioration of the acrylic surface and quality**, including clouding, premature wear, or staining.
- **Corrosion of metallic fittings and components**, compromising performance and appearance.

AQUASPA shall not be held liable for product damage resulting from **chemical imbalance**. Therefore, it is **required to use a chlorine and pH test kit** for the **regular monitoring and adjustment** of water chemistry.

Strict adherence to these parameters is essential to maintain your spa in **optimal operating condition** and to ensure its **long-term performance and lifespan**.



USER MANUAL

AQUASPA

FROM ORDINARY TO EXTRAORDINARY

Aquaspa Siglo 21, S.A. de C.V.
Aljibe No. 45, Santa Úrsula Xitla,
Mexico City, 14420
Phone: (+52) 55 5655 6624
Email: tinas@aquaspa.com.mx
Website: www.aquaspa.com.mx